



**TECHNICAL DATA SHEET**

**Kosmic Isolator**

**Description**

Kosmic Isolator- Clear isolator, has maximum Isolating Power on Interior Specially developed formulation designed to improve adhesion of oily/greasy woods. In oily/greasy woods tannin and oil of wood has tendency to leach out on surface resulting into weakening and peeling of the coatings, Isolators go inside surface and make strong barrier layers protecting the tannin and oil to leach out on surface

**Product**

**Substrates for which the product is suitable**

- Hard wood, Chipboard
- Exotic wood
- Engineered wood, reconstituted wood, fine line
- Honeycomb panels

**Chemical-physical Properties**

In Can Appearance	Clear
In Can Viscosity (ASTM D1200 Ford No 4)	:13 ± 2 secs @30°C Ford cup B4
Solid content (theoretical) 1st + 2nd component (%) (The theoretical solid content considers also the reactive volatile part. The real value depends upon application conditions and can be determined with practical tests on the plant in use)	:20±1
Density Kg/L	:0.9 ± 0.02 gm./ml
Shelf Life	:18 Months (from date of mfg.)

**USAGE INDICATIONS**

**Complementary Products**

**Quantities**

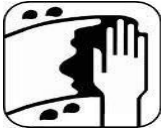



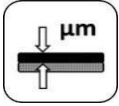
Hardener	Activator	In weight w/w %	100
		In volume v/v %	93.5
	Solid Content	<b>30± 2</b>	
Thinner	PU Thinner	In weight w/w %	30
		In volume v/v %	32

**READY TO USE PRODUCT PROPERTIES**

Solid content 1st + 2nd component (%)	22.5 ± 2	
Pot-Life - mixture (maximum pot-life of the product prepared according to usage indications)	4 H	
Application	Application Method	Quantities
	Hand Spray(DFT)	15-18

Kosmic Isolator

# Kosmic isolator

Surface Preparation & Application													
	<ul style="list-style-type: none"> <li>• Make Sure Proper Sanding of the Panel is done with #320-400 Mess</li> </ul>												
	<ul style="list-style-type: none"> <li>• No dust Particle should be present on the surface</li> </ul>												
	<ul style="list-style-type: none"> <li>• Remove all dust from surface using clean quality rags or wiping towels.</li> </ul>												
	<ul style="list-style-type: none"> <li>• Apply 1 Coat of Clear Insulator(Drying Time-40-50 Min)</li> </ul>												
Spray Gun Set Up													
	<ul style="list-style-type: none"> <li>• Gravity Feed (Orifice) – 1.3 – 1.4 mm</li> <li>• Air Pressure – 30-40 psi (2 – 2.75 Bar) at spray gun inlet.</li> </ul>												
PRODUCT PROPERTIES AFTER APPLICATION													
	<table border="1"> <tr> <td>Room temperature drying (25-30°C/ 77°-86 F)</td> <td>4 hr</td> </tr> <tr> <td>Touch dry</td> <td>40 min</td> </tr> <tr> <td>Hard dry</td> <td>4 hrs</td> </tr> <tr> <td>Sand able after (time)</td> <td>O/N</td> </tr> <tr> <td>Overcoat ability time between layers</td> <td>1 Hr</td> </tr> <tr> <td>Maximum time between layers without sanding</td> <td>1.5 Hr</td> </tr> </table>	Room temperature drying (25-30°C/ 77°-86 F)	4 hr	Touch dry	40 min	Hard dry	4 hrs	Sand able after (time)	O/N	Overcoat ability time between layers	1 Hr	Maximum time between layers without sanding	1.5 Hr
Room temperature drying (25-30°C/ 77°-86 F)	4 hr												
Touch dry	40 min												
Hard dry	4 hrs												
Sand able after (time)	O/N												
Overcoat ability time between layers	1 Hr												
Maximum time between layers without sanding	1.5 Hr												
Coverage													
	<p>Theoretical Coverage – Sq/Ft min-max(75-85). per litre at 30 C. The practical material usage depends on many factors i.e. shape of the object, roughness of the surface, application techniques, application pressure, application method and application circumstances.</p>												
Product Performance Properties													
<ul style="list-style-type: none"> <li>• Gloss - Glossy Finish</li> <li>• Orange Peel – No orange Peel</li> <li>• Cross Hatch adhesion – 2 mm (100*100mm)</li> </ul> <p>**Note – Product Shelf Life is 18 Months after production</p>													